


# ALKON®

MATERIAL HANDLING - ESD - OFFICE PRODUCTS


## PRODUCT CATALOG 2021-22




- SUPRA BINS
- RHINO BINS
- HIPPO BINS
- TOTE BINS
- BULL BINS

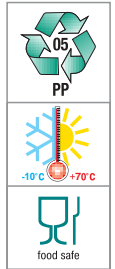
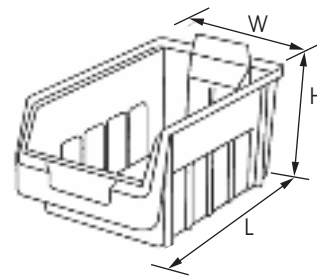
### Material Handling Bins

*The right storage solution for every need*





- **Made From Polypropylene Copolymer.**
- Strong rear lip for use with Louvre Panels or Rails (Except for SB 7, SB 7X & SB 8).
- Strong heavy duty reinforced base, sides & stacking rim.
- Resistant to most industrial solvents.
- Bins are designed to stack one on top of each other.
- Clear access to contents.
- All bins with identification card holders.
- Stopper prevents stacked bins from shifting forward.
- Incorporates a safety stop feature in SB 4 / 5 / 6 at the back for use on shelves.



**Art No : SB 1**  
 Outside Dimensions in mm : 125 (L) x 100 (W) x 60 (H)  
 Inside Dimensions in mm : 117 (L) x 80 (W) x 52 (H)  
 Effective Height in mm : 25  
 Standard Packing : 60 pcs. per ctn.  
 Volume Per Box CBM : 0.0458  
 Slots for Partition : NA  
 Colour : Red / Blue



**Art No : SB 2**  
 Outside Dimensions in mm : 170 (L) x 100 (W) x 85 (H)  
 Inside Dimensions in mm : 157 (L) x 80 (W) x 75 (H)  
 Effective Height in mm : 40  
 Standard Packing : 60 pcs. per ctn.  
 Volume Per Box CBM : 0.0855  
 Slots for Partition : NA  
 Colour : Red / Blue



**Art No : SB 3**  
 Outside Dimensions in mm : 220 (L) x 130 (W) x 125 (H)  
 Inside Dimensions in mm : 200 (L) x 115 (W) x 115 (H)  
 Effective Height in mm : 73  
 Standard Packing : 50 pcs. per ctn.  
 Volume Per Box CBM : 0.1954  
 Slots for Partition : NA  
 Colour : Red / Blue

All dimensions in mm approx.



**Art No** : **SB 4**  
 Outside Dimensions in mm : 290 (L) x 178 (W) x 143 (H)  
 Inside Dimensions in mm : 265 (L) x 155 (W) x 130 (H)  
 Effective Height in mm : 80  
 Standard Packing : 10 pcs. per ctn.  
 Volume Per Box CBM : 0.0786  
 Slots for Partition : 3 Slots for Horizontal Partitions or  
 1 Slot for Vertical Partition.  
 Colour : Red / Blue



**Art No** : **SB 5**  
 Outside Dimensions in mm : 290 (L) x 363 (W) x 145 (H)  
 Inside Dimensions in mm : 265 (L) x 340 (W) x 130 (H)  
 Effective Height in mm : 83  
 Standard Packing : 5 pcs. per ctn.  
 Volume Per Box CBM : 0.0786  
 Slots for Partition : 3 Slots for Vertical Partitions.  
 Colour : Red / Blue



**Art No** : **SB 6**  
 Outside Dimensions in mm : 440 (L) x 180 (W) x 145 (H)  
 Inside Dimensions in mm : 415 (L) x 154 (W) x 130 (H)  
 Effective Height in mm : 85  
 Standard Packing : 10 pcs. per ctn.  
 Volume Per Box CBM : 0.1193  
 Slots for Partition : 7 Slots for Horizontal Partitions or  
 1 slot for Vertical Partition.  
 Colour : Red / Blue



**Art No** : **SB 7**  
 Outside Dimensions in mm : 435 (L) x 425 (W) x 215 (H)  
 Inside Dimensions in mm : 405 (L) x 380 (W) x 208 (H)  
 Effective Height in mm : 120  
 Standard Packing : 6 pcs. per ctn.  
 Volume Per Box CBM : 0.1175  
 Slots for Partition : 3 Slots for Vertical Partitions.  
 Colour : Red / Blue




**Art No** : **SB 7X**  
 Outside Dimensions in mm : 435 (L) x 400 (W) x 215 (H)  
 Inside Dimensions in mm : 405 (L) x 360 (W) x 208 (H)  
 Effective Height in mm : 120  
 Standard Packing : 6 pcs. per ctn.  
 Volume Per Box CBM : 0.1148  
 Slots for Partition : 3 Slots for Vertical Partitions.  
 Colour : Red / Blue



**Art No** : **SB 8**  
 Outside Dimensions in mm : 600 (L) x 425 (W) x 300 (H)  
 Inside Dimensions in mm : 530 (L) x 375 (W) x 290 (H)  
 Effective Height in mm : 170  
 Standard Packing : 5 pcs. per ctn.  
 Volume Per Box CBM : 0.1622  
 Slots for Partition : 3 Slots for Vertical Partitions.  
 Colour : Red / Blue

All dimensions in mm approx.



## ◀ SUPRA BIN PARTITIONS

Other accessories used to optimize Supra Bin's usage are bin partitions.

Horizontal partition for SB 4 & SB 6

**Art No : HP SB 4/6**

Standard Packing : 20 pcs. per ctn.

Vertical partition for SB 4 & SB 5

**Art No : VP SB 4/5**

Standard Packing : 10 pcs. per ctn.

Vertical partition for SB 6

**Art No : VP SB 6**

Standard Packing : 10 pcs. per ctn.

Vertical Partition for SB 7 & SB 7X

**Art No : VP SB 7**

Standard Packing : 10 pcs. per ctn.

Vertical Partition for SB 8

**Art No : VP SB 8**

Standard Packing : 10 pcs. per ctn.

## LOUVRE PANELS ▶

The Louvre Panels are made from 1.5mm (T) CRCA steel duly powder coated in Light Grey RAL 7035 colour and are available in four sizes. These louvre panels can be easily fitted on walls, on FSS/C & FSS/LP 6 stands & SFT trolley.

Dimension of Louvre Panels	
Art No	Dimensions in mm
<b>LP 1</b>	457 (W) x 457 (H)
<b>LP 2</b>	457 (W) x 610 (H)
<b>LP 3</b>	457 (W) x 914 (H)
<b>LP 6</b>	457 (W) x 1829 (H)

All dimensions in mm approx.


Colour : Light Grey RAL 7035

Maximum No of bins per louvre panel				
Art No	LP 1	LP 2	LP 3	LP 6
<b>SB 1</b>	24	32	48	96
<b>SB 2</b>	16	20	32	64
<b>SB 3</b>	9	12	18	36
<b>SB 4</b>	6	8	12	24
<b>SB 5</b>	3	4	6	12
<b>SB 6</b>	6	8	12	24




Supra Bins Fitted on LP 1 Louvre Panel

**LP 6**  
Size : 457mm x 1829mm




**LP 3**  
Size : 457mm x 914mm



**LP 2**  
Size : 457mm x 610mm



**LP 1**  
Size : 457mm x 457mm



## LOUVRE PANEL STAND : FSS/C

Free standing stand FSS/C are made from M. S. Steel Square Pipes of size 25mm (L) x 25mm (W) x 1.2mm (T) and are duly powder coated in Light Grey RAL 7035 colour. Stands are fitted with ergonomic plastic shoes for proper stability.

These stands are used to mount Louvre Panels LP 1, LP 2 or LP 3. Louvres can be mounted on single side or both sides for dual use.

### Art No : FSS/C

Dimension : 457mm (W) X 630mm (D) X 1560mm (H)

Colour : Light Grey RAL 7035.



## LOUVRE PANEL STAND : FSS/LP6


Free standing stand FSS/LP6 are made from M. S. Square Pipes of size 25mm (L) x 25mm (W) x 1.2mm (T) and are duly powder coated in Light Grey RAL 7035 colour. Stands are fitted with levelling base (6 nos.) for proper stability. These stands are specifically designed to be used with louvre panel LP 6.

These Louvres can be mounted on single side or both sides for dual use.

### Art No : FSS/LP 6

Dimension : 457mm (W) X 905mm (D) X 2160mm (H)

Colour : Light Grey RAL 7035.



## SHOP FLOOR TROLLEY : SFT ▶

Alkon Shop Floor Trolleys are made from M. S. Steel Rectangular Pipes of size 20mm (L) x 40mm (W) x 1.2mm (T) and duly Powder coated in Light Grey RAL 7035 colour. Trolleys can be used single sided or double sided as per requirement. Ideal for component storage and transfer to assembly or production areas.

Unit comprises of a base frame fitted with an aluminium checkered plate on the top and four heavy duty castors on the bottom and a top frame unit on which two Louvre Panels of size LP 2 can be fitted on each side. Trolley has handles on both sides. It is packed in knock down condition.

Dimension : 970mm (W) x 600mm (D) x 1100mm (H)

Colour : Light Grey RAL 7035.

### Art No : SFT

Trolley without Louvre Panels and Bins.

(Order 2 Nos LP 2 for single side use and 4 Nos LP 2 for double side use separately).



SHOP FLOOR TROLLEY - SFT

**LOUVRE PANEL STAND : FSS/C ▶**

Free standing stand FSS/C are made from M.S. Steel Square Pipes of size 25mm (L) x 25mm (W) x 1.2mm (T) and are duly powder coated in Light Grey RAL 7035 colour. Stands are fitted with ergonomic plastic shoes for proper stability. These stands are used to mount louvre panels LP 1, LP 2 or LP 3. Louvres can be mounted on single side or both sides for dual use.

**Art No : FSS/C**

Dimension : 457mm (W) X 630mm (D) X 1560mm (H)  
 Colour : Light Grey RAL 7035.



**FSS/C**  
 Fitted with Louvre Panel  
 LP 2- 2 Nos on one side.



**FSS/C**  
 Fitted with Louvre Panel  
 LP 2- 4 Nos (2 Nos on each side).



**FSS/C**  
 Fitted with Louvre Panel  
 LP 3- 2 Nos (1 No on each side).

No of Louvre Panels per Stand			
FSS/C	LP 1	LP 2	LP 3
Single	2	2	1
Double	4	4	2

## LOUVRE PANEL STAND : FSS/LP 6

Free standing stand FSS/LP 6 are made from M.S. Steel Square Pipes of size 25mm (L) x 25mm (W) x 1.2mm (T) and are duly powder coated in Light Grey RAL 7035 colour. Stands are fitted with ergonomic plastic shoes for proper stability. These stands are used to mount louvre panel LP 6. Louvres can be mounted on single side or both sides for dual use.

**Art No : FSS/LP 6**

Dimension : 457mm (W) X 905mm (D) X 2160mm (H)

Colour : Light Grey RAL 7035.



**FSS/C**  
Fitted with Louvre Panel LP 6- 2 Nos (1 No on each side).

## SHOP FLOOR TROLLEY : SFT

Alkon Shop Floor Trolleys are made from MS Steel Rectangular Pipes of size 20mm (L) x 40mm (W) x 1.2mm (T) and duly Powder coated in Light Grey RAL 7035 colour. Trolleys can be used single sided or double sided as per requirement. Ideal for component storage and transfer to assembly or production areas. Unit comprises of base unit with aluminium checkered top plate fitted with castors and a frame on which two Louvre Panels of size LP 2 can be fitted on each side. Trolley has handles on both sides. It is packed in knock down condition.

Dimension : 970mm (W) x 600mm (D) x 1100mm (H)

Colour : Light Grey RAL 7035.

**Art No : SFT**

Trolley without Louvre Panels and Bins.

(Order 2 Nos of LP 2 for single side use and 4 Nos of LP 2 for double side use separately).



**SHOP FLOOR TROLLEY - SFT**  
fitted with mixed Supra Bins on both the sides.

As per the image shown above single sided trolley can hold 8 Nos of SB 1 Bins, 16 Nos of SB 2 Bins, 6 Nos of SB 3 Bins, 5 Nos of SB 4 Bins & extra bins on the bottom table top or different sizes of bins as per your requirement.

## UNIVERSAL RAIL : AUR-1

Universal Rails are made from 1.5mm (T) CRCA Steel duly powder coated in Light Grey RAL 7035 colour and can be mounted on any surface like walls, benches, slotted angle systems, stands, and trolleys. These rails increase the flexibility of using different sizes of bins with ease and help in optimizing storage space.

**Art No : AUR -1**

Dimension : 915mm (W) x 60mm (H)

Colour : Light Grey RAL 7035.



Supra Bins Mounted on Universal Rail AUR-1

Supra Bins	SB 1	SB 2	SB 3	SB 4	SB 5	SB 6
Max. Bins per Rail	9	9	7	5	2	5



**ALKON TUFF STAND**

**LOUVRE PANEL : ATSLP 914 x 610**

These Louvre panels are made from 1.5mm (T) CRCA steel powder coated in Light Grey RAL 7035 colour. These louvre panels are designed to be fitted on ALKON Tuff Single or Double sided Stands and Alkon Tuff Trolley. Dimension : 914mm (W) x 610mm (H). Colour : Light Grey RAL 7035.

◀ **ALKON TUFF SINGLE SIDED STAND : ATSSS**

These stands are made from M.S. Steel Rectangular Pipes of size 25mm (L) x 50mm (W) x 1.6mm (T) These stands are used to mount three panels of ATSLP 914mm (W) X 610mm (H) on single side. Dimension : 915mm (W) x 550mm (D) x 1925mm (H) Colour : Light Grey RAL 7035.



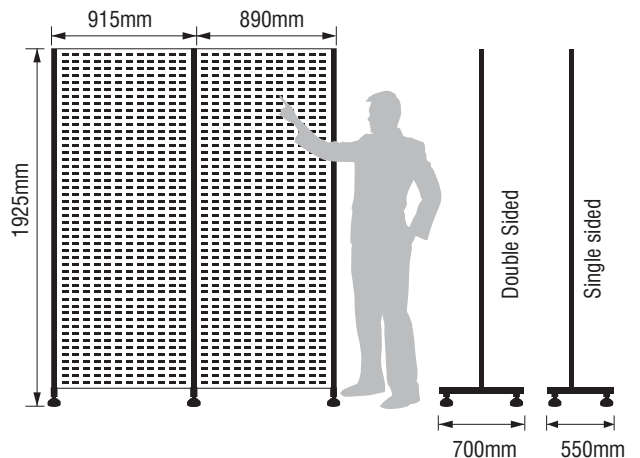
**ALKON TUFF DOUBLE SIDED▶ STAND : ATDSS**

These stand are made from M.S. steel Rectangular pipes of size 25mm (L) x 50mm (W) x 1.6mm (T) These stands are used to mount three numbers of ATSLP 914mm (W) X 610mm (H) on each side. Dimension : 915mm (W) x 700mm (D) x 1925mm (H) Colour : Light Grey RAL 7035



◀ **ALKON TUFF ADD ON SYSTEMS**

These louvre stands provide an efficient way to organize small parts bins (Supra Bins, Hippo Bins, Rhino Tuff Bins, Bull Bins and Koala Pick Bins) providing a high density storage solution whilst maintaining an efficient way to retrieve items from the picking face. These units can be configured as stand alone bays or built in runs using a starter and extension bays in either single or double sided formats. For the add on bay the width increases by 890mm per add on depth and height remains the same.



**UNIVERSAL RAIL : AUR-1**

Universal Rails of size 915mm (L) X 60mm (H) are made from 1.5 mm (T) CRCA Steel and powder coated in Light Gray RAL 7035 colour. Rails can be mounted on any surface like walls, benches, slotted angle systems, stands, and trolleys.



These rails increase the flexibility of using different sizes of bins with ease and helps in optimizing storage space.



## ALKON TUFF TROLLEY : ATTB ▶

Alkon Tuff Trolleys are made from M.S. Steel Rectangular Pipes of size 25mm (L) x 50mm (W) x 1.6mm (T) duly powder coated in Light Grey RAL 7035 colour. Trolley can be used single sided or double sided as per requirement. Each trolley comes fitted with ergonomic plastic handles so that the trolley can be comfortably moved. The trolley is fitted with heavy duty swivel castors that offer ease of movement. Two of the castors are braked, which means the trolley can be secured when not in use.

Dimension : 995mm (W) x 700mm (D) x 1430mm (H)  
 (Considering castor wheel extension width wise inclusive of handle)  
 Colour : Light Grey RAL 7035.

### Art No : ATTB

Trolley without louvre panels and bins.  
 (Order 2 Nos ATSLP 914mm (W) x 610mm (H) for single side use and 4 Nos ATSLP 914mm (W) x 610mm (H) for double side use separately).



## LOUVRE PANEL SPIGOTS

Louvre Panel Spigots are available in 8 different sizes. These spigots are ideal for hanging a variety of parts such as fan belts, gaskets, hoses, automotive parts and packaged items.



LP 1 Louvre Fitted with Spigots.

Art No	Description
SP1	Single Prong 200mm (L) x 6mm (D) Rod
SP2	Double Prong 200mm (L) x 6mm (D) Rod
SP3	Pipe Hook 150mm (L) (20mm x 20mm x 1.5mm pipe section)
SP4	Pipe Hook 250mm (L) (25mm x 25mm x 1.5mm pipe section)
SP5	Pipe Hook 300mm (L) (20mm x 20mm x 1.5mm pipe section)
SP6	Steel Hook 200mm (L) x 9.5mm (D) Rod
SP7	Euro Hook 200mm (L) x 6mm (D) Rod
SP8	Chrome Wire Hook 150mm (L) x 5mm (D)



**ALKON TUFF SINGLE SIDED STAND : ATSSS ▶**

These stands are made from M. S. Steel Rectangular Pipes of size 25mm (L) x 50mm (W) x 1.6mm (T).

These stands are used to mount three panels of ATSLP 914mm (W) X 610mm (H) on single side.

Dimension : 915mm (W) x 550mm (D) x 1925mm (H)

Colour : Light Grey RAL 7035.

Maximum No of Supra Bins mounted on Alkon Tuff Stands & Trolley shown as below :

ART NO	ALKON TUFF STAND		ALKON TUFF TROLLEY	
	Single Sided	Double Sided	Single Sided	Double Sided
<b>SB 1</b>	216	432	144	288
<b>SB 2</b>	144	288	90	180
<b>SB 3</b>	84	168	56	112
<b>SB 4</b>	60	120	40	80
<b>SB 5</b>	24	48	16	32
<b>SB 6</b>	60	120	40	80



**ATSSS Stand**  
Fitted with Supra Bins SB 4 on single side.



**ATDSS Stand**  
Fitted with Supra Bins SB 3 on both the sides.


**◀ ALKON TUFF DOUBLE SIDED STAND : ATDSS**

These stands are made from M. S. Steel Rectangular Pipes of size 25mm (L) x 50mm (W) x 1.6mm (T).

These stands are used to mount three panels of ATSLP 914mm (W) X 610mm (H) on each side.

Dimension : 915mm (W) x 700mm (D) x 1925mm (H)

Colour : Light Grey RAL 7035.



**ATTB TROLLEY**  
Fitted with mixed Supra Bins on both the sides.

**ALKON TUFF TROLLEY : ATTB ▶**

Alkon Tuff Trolleys are made from M. S. Steel Rectangular Pipes of size 25mm (L) x 50mm (W) x 1.6mm (T) duly powder coated in Light Grey RAL 7035 colour.

Trolleys save time travelling to items stored in static shelving installations by putting all your small parts storage bins onto the trolley. Trolley can be used single sided or double sided as per requirement. Each trolley comes fitted with ergonomic plastic handles so that the trolley can be comfortably moved. The trolley is fitted with heavy duty swivel castors that offer ease of movement. Two of the castors are braked, which means the trolley can be secured when not in use.

Dimension : 995mm (W) x 700mm (D) x 1430mm(H)

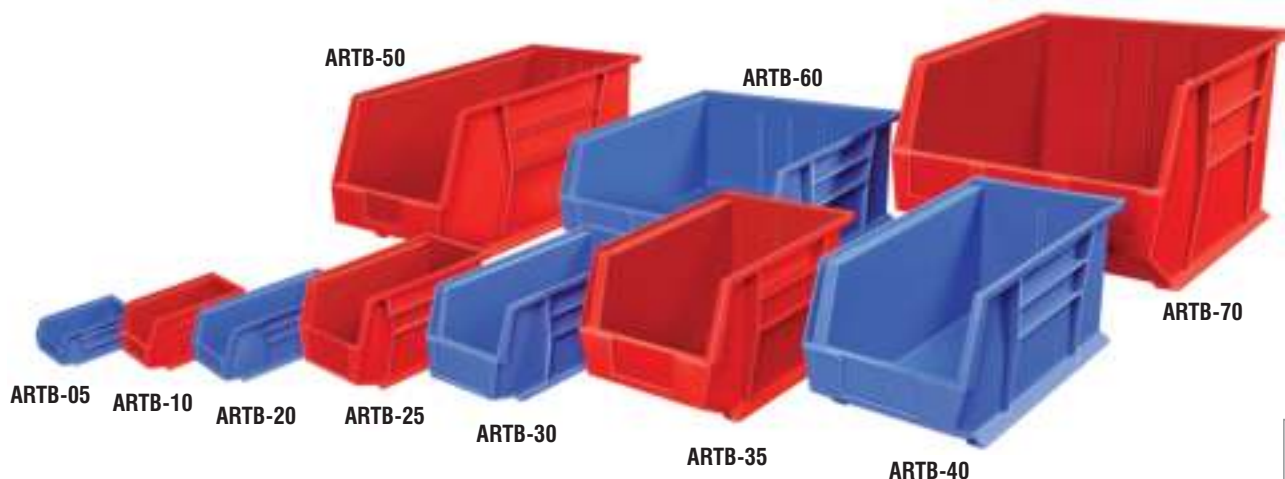
(Considering castor wheel extension width wise inclusive of handle)

Colour : Light Grey RAL 7035.

**Art No : ATTB**

Trolley without Louvre Panels and Bins.

(Order 2 Nos of ATSLP 914mm (W) x 610mm (H) for single side use and 4 Nos of ATSLP 914mm (W) x 610mm (H) for double side use separately).



### MADE FROM POLYPROPYLENE COPOLYMER.

Strong ribs provided for optional partitions to increase storage options.

Full length rear lip support provided for hanging bins on Louvre Panels or Rails (Except for ARTB 70).

Resistant to most industrial solvents.

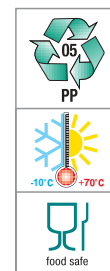
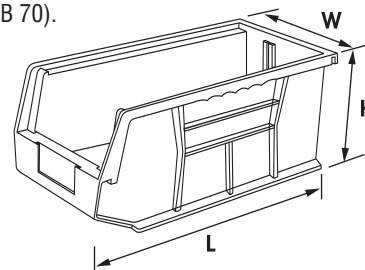
Reinforced ribs adds strength and avoids spreading.

Bins are designed to stack one on top of each other.

Extra wide stacking base for secure stacking.

Extra wide label slot for easy content identification.

Stopper prevents stacked bins from shifting forward.



**Art No** : ARTB-05  
 Outside Dimensions in mm : 109 (L) x 104 (W) x 49 (H)  
 Inside Dimensions in mm : 95 (L) x 89 (W) x 43 (H)  
 Effective Height in mm : 23  
 Standard Packing : 60 pcs. per ctn.  
 Volume Per Box CBM : 0.0383  
 Slots for Partition : NA  
 Colour : Red / Blue



**Art No** : ARTB-10  
 Outside Dimensions in mm : 136 (L) x 106 (W) x 76 (H)  
 Inside Dimensions in mm : 125 (L) x 90 (W) x 65 (H)  
 Effective Height in mm : 28  
 Standard Packing : 60 pcs. per ctn.  
 Volume Per Box CBM : 0.0688  
 Slots for Partition : NA  
 Colour : Red / Blue



**Art No** : ARTB-20  
 Outside Dimensions in mm : 187 (L) x 106 (W) x 76 (H)  
 Inside Dimensions in mm : 171 (L) x 90 (W) x 65 (H)  
 Effective Height in mm : 32  
 Standard Packing : 40 pcs. per ctn.  
 Volume Per Box CBM : 0.0639  
 Slots for Partition : NA  
 Colour : Red / Blue

All dimensions in mm approx.



**Art No** : **ARTB-25**  
 Outside Dimensions in mm : 205 (L) x 139 (W) x 126 (H)  
 Inside Dimensions in mm : 190 (L) x 115 (W) x 121 (H)  
 Effective Height in mm : 61  
 Standard Packing : 40 pcs. per ctn.  
 Volume Per Box CBM : 0.1512  
 Slots for Partition : NA  
 Colour : Red / Blue



**Art No** : **ARTB-30**  
 Outside Dimensions in mm : 274 (L) x 140 (W) x 127 (H)  
 Inside Dimensions in mm : 256 (L) x 115 (W) x 115 (H)  
 Effective Height in mm : 56  
 Standard Packing : 40 pcs. per ctn.  
 Volume Per Box CBM : 0.2102  
 Slots for Partition : 1 Slot for Vertical Partition.  
 Colour : Red / Blue



**Art No** : **ARTB-35**  
 Outside Dimensions in mm : 280 (L) x 210 (W) x 179 (H)  
 Inside Dimensions in mm : 255 (L) x 170 (W) x 160 (H)  
 Effective Height in mm : 80  
 Standard Packing : 20 pcs. per ctn.  
 Volume Per Box CBM : 0.2098  
 Slots for Partition : 1 Slot for Vertical Partition.  
 Colour : Red / Blue



**Art No** : **ARTB-40**  
 Outside Dimensions in mm : 375 (L) x 210 (W) x 179 (H)  
 Inside Dimensions in mm : 355 (L) x 170 (W) x 160 (H)  
 Effective Height in mm : 80  
 Standard Packing : 10 pcs. per ctn.  
 Volume Per Box CBM : 0.1537  
 Slots for Partition : 1 Slot for Vertical Partition.  
 Colour : Red / Blue



**Art No** : **ARTB-50**  
 Outside Dimensions in mm : 457 (L) x 280 (W) x 255 (H)  
 Inside Dimensions in mm : 432 (L) x 241 (W) x 240 (H)  
 Effective Height in mm : 108  
 Standard Packing : 6 pcs. per ctn.  
 Volume Per Box CBM : 0.2079  
 Slots for Partition : 1 Slot for Vertical Partition.  
 Colour : Red / Blue



**Art No** : **ARTB-60**  
 Outside Dimensions in mm : 375 (L) x 415 (W) x 179 (H)  
 Inside Dimensions in mm : 355 (L) x 375 (W) x 160 (H)  
 Effective Height in mm : 80  
 Standard Packing : 5 pcs. per ctn.  
 Volume Per Box CBM : 0.1537  
 Slots for Partition : 3 Slots for Vertical Partitions.  
 Colour : Red / Blue

All dimensions in mm approx.



**Art No** : ARTB-70  
 Outside Dimensions in mm : 460 (L) x 420 (W) x 292 (H)  
 Inside Dimensions in mm : 435 (L) x 375 (W) x 282 (H)  
 Effective Height in mm : 155  
 Standard Packing : 3 pcs. per ctn.  
 Volume Per Box CBM : 0.1805  
 Slots for Partition : 3 Slots for Vertical Partitions.  
 Colour : Red / Blue

All dimensions in mm approx.



RHINO TUFF BIN 30  
with 1 No of VP ARTB-30



RHINO TUFF BIN 35  
with 1 No of VP ARTB-35



RHINO TUFF BIN 40  
with 1 No of VP ARTB-40



RHINO TUFF BIN 50  
with 1 No of VP ARTB-50



RHINO TUFF BIN 60  
with 2 Nos of VP ARTB-60



RHINO TUFF BIN 70  
with 1 No of VP ARTB-70

**Rhino Tuff Bins Fitted with partitions.**

## RHINO TUFF BIN PARTITIONS

Other accessories used to optimize Rhino Bin's usage are bin partitions.

Vertical Partition for RHINO TUFF BIN 30.

**Art No : VP ARTB - 30** Standard Packing : 10 pcs. per ctn.

Vertical Partition for RHINO TUFF BIN 35.

**Art No : VP ARTB - 35** Standard Packing : 10 pcs. per ctn.

Vertical Partition for RHINO TUFF BIN 40.

**Art No : VP ARTB - 40** Standard Packing : 10 pcs. per ctn.

Vertical Partition for RHINO TUFF BIN 50.

**Art No : VP ARTB - 50** Standard Packing : 10 pcs. per ctn.

Vertical Partition for RHINO TUFF BIN 60.

**Art No : VP ARTB - 60** Standard Packing : 10 pcs. per ctn.

Vertical Partition for RHINO TUFF BIN 70.

**Art No : VP ARTB - 70** Standard Packing : 10 pcs. per ctn.



LP 2 Louvre Panel fitted with Rhino Tuff Bins.

## LOUVRE PANELS

Louvre Panels are made from 1.5mm (T) CRCA Steel and Powder coated in Light Grey RAL 7035 colour. RHINO TUFF BINS can be mounted with ease in various combinations as listed below :

Maximum No of Bins per Louvre Panel				
Art No	LP 1	LP 2	LP 3	LP 6
SIZE	457 x 457	457 x 610	457 x 914	457 x 1829
ARTB-05	24	32	48	96
ARTB-10	16	20	32	64
ARTB-20	16	20	32	64
ARTB-25	9	12	18	36
ARTB-30	9	12	18	36
ARTB-35	4	6	8	18
ARTB-40	4	6	8	18
ARTB-60	2	3	4	9

All dimensions in mm approx.

**LOUVRE PANEL STAND : FSS/C ▶**

Free standing stand FSS/C are made from M.S. Steel Square Pipes of size 25mm (L) x 25mm (W) x 1.2mm (T) and are duly powder coated in Light Grey RAL 7035 colour. Stands are fitted with ergonomic plastic shoes for proper stability. These stands are used to mount louvre panels LP 1, LP 2 or LP 3. Louvres can be mounted on single side or both sides for dual use.

**Art No : FSS/C**

Dimension : 457mm (W) X 630mm (D) X 1560mm (H)

Colour : Light Grey RAL 7035.



**FSS/C**  
Fitted with Louvre Panel  
LP 2- 4 Nos (2 Nos on each side)



**FSS/C**  
Fitted with Louvre Panel  
LP 2- 2 Nos on one side.



**FSS/C**  
Fitted with Louvre Panel  
LP 3- 2 Nos (1 No on each side)

No of Louvre Panels per stand			
FSS/C	LP 1	LP 2	LP 3
<b>SINGLE</b>	2	2	1
<b>DOUBLE</b>	4	4	2

## LOUVRE PANEL STAND : FSS/LP 6

Free standing stand FSS/LP 6 are made from M.S. Steel Square Pipes of size 25mm (L) x 25mm (W) x 1.2mm (T) and are duly powder coated in Light Grey RAL 7035 colour. Stands are fitted with ergonomic plastic shoes for proper stability. These stands are used to mount Louvre Panel LP 6. Louvres can be mounted on single side or both sides for dual use.

**Art No : FSS/LP 6**

Dimension : 457mm (W) X 905mm (D) X 2160mm (H)  
 Colour : Light Grey RAL 7035.



**FSS/C**  
 Fitted with Louvre Panel LP 6- 2 Nos  
 (1 No on each side)

## SHOP FLOOR TROLLEY : SFT

Alkon Shop Floor Trolleys are made from MS steel Rectangular Pipes of size 20mm (L) x 40mm (W) x 1.2mm (T) and duly powder coated in Light Grey RAL 7035 colour. Trolleys can be used single sided or double sided as per requirement. Ideal for component storage and transfer to assembly or production areas. Unit comprises of base unit with aluminium checkered top plate fitted with castors and a frame on which two Louvre Panels of size LP 2 can be fitted on each side. Trolley has handles on both sides. It is packed in knock down condition.

**Art No : SFT**

Dimension : 970mm (W) x 600mm (D) x 1100mm (H)  
 Colour : Light Grey RAL 7035.

Trolley without Louvre Panels and bins.  
 (Order 2 Nos of LP 2 for single side use and 4 Nos of LP 2 for double side use separately).



**SHOP FLOOR TROLLEY - SFT**  
 Fitted with mixed Rhino Tuff Bins on both the sides.

## UNIVERSAL RAIL : AUR-1

Universal Rails are made from 1.5 CRCA Steel duly powder coated in Light Grey RAL 7035 colour and can be mounted on any surface like walls, benches, slotted angle systems, stands, and trolleys. These rails increase the flexibility of using different sizes of bins with ease and help in optimizing storage space.

**Art No : AUR - 1**

Dimension : 915mm (W) x 60mm (H)  
 Colour : Light Grey RAL 7035.



Rhino Tuff Bins Mounted on Universal Rail **AUR-1**

Rhino Tuff Bins	ARTB-05	ARTB-10	ARTB-20	ARTB-25
Max. Bins per Rail	8	8	8	6

Rhino Tuff Bins	ARTB-30	ARTB-35	ARTB-40	ARTB-60
Max. Bins per Rail	6	4	4	2

**ALKON TUFF SINGLE SIDED STAND : ATSSS ▶**

These stands are made from M. S. Steel Rectangular Pipes of size 25mm (L) x 50mm (W) x 1.6mm (T). These stands are used to mount three panels of ATSLP 914mm (W) X 610mm (H) on single side.  
 Dimension : 915mm (W) x 550mm (D) x 1925mm (H)  
 Colour : Light Grey RAL 7035.  
 Maximum No of Rhino Tuff Bins mounted on Alkon Tuff Stands & Trolley shown as below :

ART NO	ALKON TUFF STAND		ALKON TUFF TROLLEY	
	Single Sided	Double Sided	Single Sided	Double Sided
<b>ARTB-05</b>	192	384	128	256
<b>ARTB-10</b>	128	256	88	176
<b>ARTB-20</b>	128	256	88	176
<b>ARTB-25</b>	72	144	48	96
<b>ARTB-30</b>	72	144	48	96
<b>ARTB-35</b>	36	72	24	48
<b>ARTB-40</b>	36	72	24	48
<b>ARTB-60</b>	18	36	12	24



**ATSSS Stand**  
 Fitted with Rhino Tuff Bin ARTB-40 on single side.



**ATDSS Stand**  
 fitted with Rhino Tuff Bins ARTB-20 on both the sides.

**◀ ALKON TUFF DOUBLE SIDED STAND : ATDSS**

These stands are made from M.S. Steel Rectangular Pipes of size 25mm (L) x 50mm (W) x 1.6mm (T) These stands are used to mount three panels of ATSLP 914 X 610 on each side.  
 Dimension : 915mm (W) x 700mm (D) x 1925mm (H)  
 Colour : Light Grey RAL 7035.


**ALKON TUFF TROLLEY : ATTB ▶**

Alkon Tuff Trolleys are made from Rectangular Steel Pipes of size 25mm (L) x 50mm (W) x 1.6mm (T) duly powder coated in Light Grey RAL 7035 colour. Trolleys save time travelling to items stored in static shelving installations by putting all your small parts storage bins onto the trolley. Trolley can be used single sided or double sided as per requirement. Each trolley comes fitted with ergonomic plastic handles so that the trolley can be comfortably moved. The trolley is fitted with heavy duty swivel castors that offer ease of movement. Two of the castors are braked, which means the trolley can be secured when not in use.

**Art No : ATTB**


Trolley without Louvre Panels and bins. (Order 2 Nos of ATSLP 914 x 610 for single side use and 4 Nos of ATSLP 914 x 610 for double side use separately).

Dimension : 995mm (W) x 700mm (D) x 1430mm (H)  
 (Considering castor wheel extension widthwise inclusive of handle)  
 Colour : Light Grey RAL 7035.

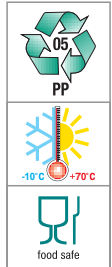
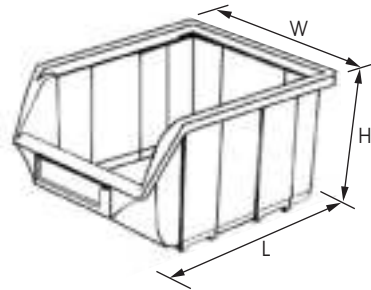


**ATTB TROLLEY**  
 fitted with mixed Rhino Tuff Bins on both the sides.





- **MADE FROM POLYPROPYLENE COPOLYMER.**
- Strong rear lip for use with louvre panels or rails. (Except for 612/J)
- Strong heavy duty with rounded base, sides & stacking rim.
- Resistant to most industrial solvents.
- Can be stacked one on top of each other.
- Clear access to contents.
- Hippo bins are designed to stack one on top of each other.
- All bins with identification card holders.
- Partitions available.
- Stopper prevents stacked bins from shifting forward.
- Rounded ergonomic design to give extra strength and sturdiness for storage.



**Art No** : 612/T (Tiny)  
 Outside Dimensions in mm : 100 (L) x 110 (W) x 53 (H)  
 Inside Dimensions in mm : 80 (L) x 90 (W) x 43 (H)  
 Effective Height in mm : 25  
 Standard Packing : 60 pcs. per ctn.  
 Volume Per Box CBM : 0.0235  
 Slots for Partition : NA  
 Colour : Red / Blue



**Art No** : 612/S ( Small)  
 Outside Dimensions in mm : 150 (L) x 110 (W) x 75 (H)  
 Inside Dimensions in mm : 130 (L) x 90 (W) x 68 (H)  
 Effective Height in mm : 40  
 Standard Packing : 60 pcs. per ctn.  
 Volume Per Box CBM : 0.0820  
 Slots for Partition : NA  
 Colour : Red / Blue / **Grey / Green / Yellow / Black**



**Art No** : 612/S2 (Small)  
 Outside Dimensions in mm : 175 (L) x 115 (W) x 75 (H)  
 Inside Dimensions in mm : 150 (L) x 90 (W) x 64 (H)  
 Effective Height in mm : 40  
 Standard Packing : 40 pcs. per ctn.  
 Volume Per Box CBM : 0.0571  
 Slots for Partition : NA  
 Colour : Red / Blue

All dimensions in mm approx.



**Art No.** : 612/M (Medium)  
 Outside Dimensions in mm : 250 (L) x 165 (W) x 125 (H)  
 Inside Dimensions in mm : 225 (L) x 132 (W) x 115 (H)  
 Effective Height in mm : 67  
 Standard Packing : 40 pcs. per ctn.  
 Volume Per Box CBM : 0.2084  
 Slots for Partition : 1 Slot for Vertical Partition.  
 Colour : Red / Blue



**Art No** : 612/DW (Double Wide)  
 Outside Dimensions in mm : 250 (L) x 344 (W) x 125 (H)  
 Inside Dimensions in mm : 210 (L) x 312 (W) x 115 (H)  
 Effective Height in mm : 67  
 Standard Packing : 20 pcs. per ctn.  
 Volume Per Box CBM : 0.2208  
 Slots for Partition : 3 Slots for Vertical Partition.  
 Colour : Red / Blue



**Art No** : 612/B (Big)  
 Outside Dimensions in mm : 355 (L) x 220 (W) x 150 (H)  
 Inside Dimensions in mm : 330 (L) x 182 (W) x 138 (H)  
 Effective Height in mm : 85  
 Standard Packing : 10 pcs. per ctn.  
 Volume Per Box CBM : 0.1243  
 Slots for Partition : 1 Slot for Vertical Partition.  
 Colour : Red / Blue



**Art No** : 612/J (Jumbo)  
 Outside Dimensions in mm : 515 (L) x 330 (W) x 200 (H)  
 Inside Dimensions in mm : 470 (L) x 295 (W) x 180 (H)  
 Effective Height in mm : 115  
 Standard Packing : 8 pcs. per ctn.  
 Volume Per Box CBM : 0.2677  
 Slots for Partition : 1 Slot for Vertical Partition.  
 Colour : Red / Blue

All dimensions in mm approx.



612/M  
with 1 No of 612 M/DW-VP



612/B  
with 1 No of 612/B-VP

**HIPPO BINPARTITIONS**

Other accessories used to optimize Hippo Bin's usage are bin partitions.

Vertical Partition for HIPPO Bin 612/M & Hippo Bin 612/DW.

**Art No : 612/M/DW-VP**

Standard Packing : 20 pcs. per ctn.

Vertical Partition for HIPPO Bin 612/B .

**Art No : 612/B-VP**

Standard Packing : 10 pcs. per ctn.

Vertical Partition for HIPPO Bin 612/J .

**Art No : 612/J-VP**

Standard Packing : 10 pcs. per ctn.



612/DW  
with 1 No of 612 M/DW-VP



612/J  
with 1 No of 612/J-VP

**Hippo Bins** fitted with vertical partitions.

## LOUVRE PANELS ▶

are made from 1.5 mm (T) CRCA steel and duly powder coated in Light Grey RAL 7035 colour. Hippo Bins can be mounted with ease in variable combination as listed below :

Maximum No of bins per Louvre Panel				
Art No	LP 1	LP 2	LP 3	LP 6
SIZE	457 x 457	457 x 610	457 x 914	457 x 1829
612/T	24	32	48	96
612/S	16	20	32	64
612/S2	16	20	32	64
612/M	6	8	12	24
612/DW	3	4	6	12
612/B	4	6	10	20

All dimensions in mm approx.

LP 3 Louvre Panel fitted with Hippo Bins.



## UNIVERSAL RAIL : AUR-1

Universal rails of size 915mm (L) x 60mm (H) are made from CRCA Steel and powder coated in Light Grey RAL 7035 colour. Rails can be mounted on any surface like Walls, Benches, Slotted angle systems, Stands, and Trolleys. These rails increase the flexibility of using different sizes of bins with ease and help in optimizing storage space.

Maximum No of Bins per Universal Rail						
Art No	612/T	612/S	612/S2	612/M	612/DW	612/B
No of bins	8	8	8	5	2	4

The added feature of this rail is that when you use multiple rails one below each other from the second rail onwards the top part of the rail can be used as a support to the lower part of the bin mounted on the above rail and the bottom part of the rail can be used to mount the bin and so on, this helps in using lesser number of rails in the case when bins of height more than 130mm are used.

**Art No : AUR -1**  
Dimension : 915mm (W) x 60mm (H)  
Colour : Light Grey RAL 7035.




Hippo Bins Mounted on Universal Rail AUR-1

## STAND FOR CHANNELS : FSS/C ▶

Free standing stand FSS/C are made from M. S. Steel Square Pipes of size 25mm (L) x 25mm (W) x 1.2mm (T) and are duly powder coated in Light Grey RAL 7035 colour. Stands are fitted with ergonomic plastic shoes for proper stability. Order Bins, Channels & Stands separately.

**Art No : FSS/C**  
Dimension : 665mm (W) x 1553mm (H) x 610mm (D)  
Colour : Light Grey RAL 7035 Powder coated.



STAND : FSS/C

FSS/C Stand

Fitted with Hippo Bins mounted on channels.



**CHANNELS ▶**

Channels are available in three sizes to suit Hippo Bins of sizes 612/S, 612/M & 612/B.  
Small channel 612 SC is made from 1mm (T) CRCA Steel.  
Medium channel 612 MC and Big channel 612 BC is made from 1.5 mm (T) CRCA Steel.

**Art No.: 612 SC, 612 MC & 612 BC**

Colour : Light Grey RAL 7035 Powder coated.



Type of Channels	Numbers of Channels per FSS stand	Size of Bins	No. of Bins per Channel
612 SC	12	612/S	6
612 MC	8	612/M	4
612 BC	7	612/B	3

ART NO.	Width	Height	Depth
612 SC	665mm	79mm	18mm
612 MC	665mm	130mm	22mm
612 BC	665mm	159mm	22mm

All dimensions in mm approx.

**LOUVRE PANEL STAND : FSS/C**

Free standing stands FSS/C are made from M. S. Steel Square Pipes of size 25mm (L) x 25mm (W) x 1.2mm (T) and are duly powder coated in Light Grey RAL 7035 colour.

Stands are fitted with ergonomic plastic shoes for proper stability. These stands are used to mount louvre panels - LP 1, LP 2 or LP 3.

Louvres can be mounted on single side or both sides for dual use.

**Art No.: FSS/C**

Dimension : 457mm (W) X 630mm (D) X 1560mm (H)

Colour : Light Grey RAL 7035.



**FSS/C**  
Fitted with Louvre Panel LP 3- 2 Nos  
(1 No on each side).

No of Louvre Panels per stand			
FSS/C	LP 1	LP 2	LP 3
<b>SINGLE</b>	2	2	1
<b>DOUBLE</b>	4	4	2



**FSS/C**  
Fitted with Louvre Panel LP 2- 4 Nos  
( 2 Nos on each side).



**FSS/C**  
Fitted with Louvre Panel  
LP 6- 2 Nos (1 No on each side).

## ◀ LOUVRE PANEL STAND : FSS/LP6

Free standing stands FSS/LP 6 are made from M. S. Steel Square Pipes of size 25mm (L) x 25mm (W) x 1.2mm (T) and are duly powder coated in Light Grey RAL 7035 colour. Stands are fitted with ergonomic plastic shoes for proper stability. These stands are used to mount Louvre Panel LP 6 .  
Louvres can be mounted on single side or both sides for dual use.

**Art No : FSS/LP 6**

Dimension : 457mm (W) X 905mm (D) X 2160mm (H)

Colour : Light Grey RAL 7035.

## SHOP FLOOR TROLLEY : SFT ▶

Alkon Shop Floor Trolleys are made from M. S. Steel Rectangular Pipes of size 20mm (L) x 40mm (W) x 1.2mm (T) and duly powder coated in Light Grey RAL 7035 colour.

Trolleys can be used single sided or double sided as per requirement. Ideal for component storage and transfer to assembly or production areas. Unit comprises of base unit with aluminium checkered top plate fitted with castors and a frame on which two Louvre Panels of size LP2 can be fitted on each side. Trolley has handles on both sides. It is packed in knock down condition.

**Art No : SFT**

Dimension : 970mm (W) x 600mm (D) x 1100mm (H)

Colour : Light Grey RAL 7035.

Trolley without Louvre Panels and Bins.

(Order 2 Nos of LP 2 for single side use and 4 Nos of LP 2 for double side use separately).



**SHOP FLOOR TROLLEY - SFT**  
Fitted with mixed Hippo Bins on both the sides.

**ALKON TUFF SINGLE SIDED STAND : ATSSS ▶**

These stands are made from M. S. Steel Rectangular Pipes of size 25mm (L) x 50mm (W) x 1.6mm (T)  
 These stands are used to mount three panels of ATSLP 914 X 610 on single side.  
 Dimension : 915mm (W) x 550mm (D) x 1925mm (H)  
 Colour : Light Grey RAL 7035.  
 Maximum No of Hippo Bins mounted on Alkon Tuff Stands & Trolley shown as below :

ART NO	ALKON TUFF STAND		ALKON TUFF TROLLEY	
	Single Sided	Double Sided	Single Sided	Double Sided
<b>612/T</b>	192	384	128	256
<b>612/S</b>	128	256	88	176
<b>612/S2</b>	128	256	88	176
<b>612/M</b>	60	120	40	80
<b>612/DW</b>	24	48	16	32
<b>612/B</b>	40	80	28	56



**ATSSS Stand**  
 Fitted with Hippo Bins 612/S2 on single side.



**ATDSS Stand**  
 Fitted with Hippo Bins 612/M on both the sides.

**◀ ALKON TUFF DOUBLE SIDED STAND : ATDSS**

These stands are made from M. S. Steel Rectangular Pipes of size 25mm (L) x 50mm (W) x 1.6mm (T)  
 These stands are used to mount three panels of ATSLP 914 X 610 on each side.  
 Dimension : 915mm (W) x 700mm (D) x 1925mm (H)  
 Colour : Light Grey RAL 7035.



**ATTB TROLLEY**  
 Fitted with mixed Hippo Bins on both the sides.

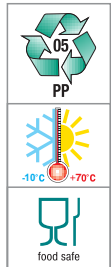
**ALKON TUFF TROLLEY : ATTB ▶**

Alkon Tuff Trolleys are made from M.S. Steel Rectangular Pipes of size 25mm (L) x 50mm (W) x 1.6mm (T) duly powder coated in Light Grey RAL 7035 colour.  
 Trolleys save time travelling to items stored in static shelving installations by putting all your small parts storage bins onto the trolley. Trolley can be used single sided or double sided as per requirement. Each trolley comes fitted with ergonomic plastic handles so that the trolley can be comfortably moved. The trolley is fitted with heavy duty swivel castors that offer ease of movement. Two of the castors are braked, which means the trolley can be secured when not in use.

**Art No : ATTB**

Dimension : 995mm (W) x 700mm (D) x 1430mm (H)  
 (Considering castor wheel extension width wise inclusive of handle)  
 Colour : Light Grey RAL 7035.  
 Trolley without louvre panels and Bins.  
 (Order 2 Nos of ATSLP 914 x 610 for single side use and 4 Nos of ATSLP 914 x 610 for double side use separately).

- **MADE FROM POLYPROPYLENE COPOLYMER.**
- Stable and robust Design.
- Flexible use due to Vertical and Horizontal partitions (optional).
- Resistant to most industrial solvents.
- Compatible with shelving and vertical storage systems.
- Large Label Holder.
- Smooth Internal wall for easy cleaning.
- Anti skid bottom.
- Stackable.



**Art No** : **AK-421**  
 Outside Dimensions in mm : 400 (L) x 255 (W) x 100 (H)  
 Inside Dimensions in mm : 365 (L) x 230 (W) x 90 (H)  
 Effective Height in mm : 90  
 Standard Packing : 10 pcs. per ctn.  
 Volume Per Box CBM : 0.1014  
 Slots for Partition : 3 slots for Horizontal Partitions or 1 slot for Vertical Partition.  
 Colour : Red / Blue



**Art No** : **AK-422**  
 Outside Dimensions in mm : 400 (L) x 255 (W) x 200 (H)  
 Inside Dimensions in mm : 365 (L) x 230 (W) x 190 (H)  
 Effective Height in mm : 190  
 Standard Packing : 5 pcs. per ctn.  
 Volume Per Box CBM : 0.1025  
 Slots for Partition : 3 slots for Horizontal Partitions or 1 slot for Vertical Partition.  
 Colour : Red / Blue

All dimensions in mm approx.



**AK-421**  
with 3 Nos of AK-421/HP



**AK-421**  
with 3 Nos of AK-421/HP S1 &  
1 No of AK-421/VP S3



**AK-422**  
with 3 Nos of AK-422/HP

**Tote Bins** fitted with Vertical & Horizontal partitions.

## TOTE BIN PARTITIONS

Other accessories used to optimize Hippo Bin's usage are bin partitions.

Horizontal Partition for Tote Bin AK-421

**Art No AK-421/HP**

Standard Packing : 20 pcs. per ctn.

Horizontal Partition with single slot for Tote Bin AK-421

**Art No AK-421/HP/S1**

Standard Packing : 20 pcs. per ctn.

Vertical Partitions with three slot for Tote Bin AK-421

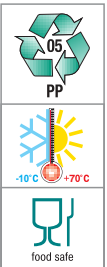

**Art No AK-421/VP/S3**

Standard Packing : 20 pcs. per ctn.

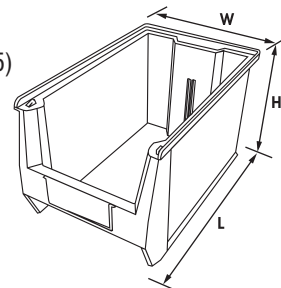
Horizontal Partition for Tote Bin AK-422

**Art No AK-422/HP**

Standard Packing : 20 pcs. per ctn.



- **MADE FROM POLYPROPYLENE COPOLYMER.**
- Provision for vertical partitions to increase storage options in Bull Bin 25, Bull Bin 35 & Bull Bin 45.
- Full length rear lip supports provided for hanging bins on Louver Panels or Rails. (Except for Bull Bin 55)
- Resistant to most industrial solvents.
- Anti skid strips provided at the base.
- Bins are designed to stack one on top of each other.
- Extra wide stacking base for secure stacking.
- Tapered front & rear bottom for easy movement on conveyers.
- Stopper prevents stacked bins from shifting forward.
- Extra wide label slot for easy content identification.



**Art No : BIN 5**  
 Outside Dimensions in mm : 168 (L) x 102 (W) x 74 (H)  
 Inside Dimensions in mm : 145 (L) x 86 (W) x 66 (H)  
 Effective Height in mm : 38  
 Standard Packing : 60 pcs. per ctn.  
 Volume Per Box CBM : 0.0801  
 Slots for Partition : NA  
 Colour : Red / Blue



**Art No : BIN 15**  
 Outside Dimensions in mm : 201 (L) x 125 (W) x 101 (H)  
 Inside Dimensions in mm : 178 (L) x 105 (W) x 92 (H)  
 Effective Height in mm : 48  
 Standard Packing : 40 pcs. per ctn.  
 Volume Per Box CBM : 0.1056  
 Slots for Partition : NA  
 Colour : Red / Blue



**Art No : BIN 25**  
 Outside Dimensions in mm : 229 (L) x 150 (W) x 126 (H)  
 Inside Dimensions in mm : 192 (L) x 128 (W) x 114 (H)  
 Effective Height in mm : 58  
 Standard Packing : 50 pcs. per ctn.  
 Volume Per Box CBM : 0.2129  
 Slots for Partition : 1 Slot for Vertical Partition.  
 Colour : Red / Blue

All dimensions in mm approx.





**Art No** : **BIN 35**  
 Outside Dimensions in mm : 300 (L) x 208 (W) x 158 (H)  
 Inside Dimensions in mm : 255 (L) x 185 (W) x 145 (H)  
 Effective Height in mm : 80  
 Standard Packing : 20 pcs. per ctn..  
 Volume Per Box CBM : 0.2087  
 Slots for Partition : 1 Slot for Vertical Partition.  
 Colour : Red / Blue



**Art No** : **BIN 45**  
 Outside Dimensions in mm : 348 (L) x 210 (W) x 200 (H)  
 Inside Dimensions in mm : 305 (L) x 187 (W) x 185 (H)  
 Effective Height in mm : 110  
 Standard Packing : 10 pcs. per ctn..  
 Volume Per Box CBM : 0.1539  
 Slots for Partition : 1 Slot for Vertical Partition.  
 Colour : Red / Blue



**Art No** : **BIN 55**  
 Outside Dimensions in mm : 510 (L) x 310 (W) x 200 (H)  
 Inside Dimensions in mm : 480 (L) x 280 (W) x 195 (H)  
 Effective Height in mm : 85  
 Standard Packing : 8 pcs. per ctn..  
 Volume Per Box CBM : 0.2677  
 Slots for Partition : NA  
 Colour : Red / Blue

All dimensions in mm approx.



LP 3 Louvre Panel fitted with Bull Bins.

## BULL BIN PARTITIONS

Other useful plastic accessories to match the Bull Bins range include Bin partitions.



Bull Bin 25 with 1 No of  
**VP BULL BIN 25**  
 Standard Packing :  
 10 pcs. per ctn.



Bull Bin 35 with 1 No of  
**VP BULL BIN 35**  
 Standard Packing :  
 10 pcs. per ctn.



Bull Bin 45 with 1 No of  
**VP BULL BIN 45**  
 Standard Packing :  
 10 pcs. per ctn.

## LOUVRE PANELS

Louvre Panels are made from 1.5mm (T) CRCA steel and powder coated in Light Grey RAL 7035 colour. BULL BINS can be mounted with ease in variable combinations as listed below :

Maximum No of bins per Louvre Panel				
Art No	LP 1	LP 2	LP 3	LP 6
SIZE	457 x 457	457 x 610	457 x 914	457 x 1829
<b>BULL BIN 5</b>	24	32	48	96
<b>BULL BIN 15</b>	12	15	24	48
<b>BULL BIN 25</b>	9	12	18	36
<b>BULL BIN 35</b>	4	6	10	20
<b>BULL BIN 45</b>	4	6	8	16

All dimensions in mm approx.

**UNIVERSAL RAIL : AUR-1**

Universal Rails are made from 1.5mm (T) CRCA Steel duly powder coated in Light Grey RAL 7035 colour and can be mounted on any surface like walls, benches, slotted angle systems, stands, and trolleys. These rails increase the flexibility of using different sizes of bins with ease and help in optimizing storage space.

The added feature of this rail is that when you use multiple rails one below each other from the second rail onwards the top part of the rails can be used as a support to the lower part of the bin mounted on the above rail and the bottom part of the rail can be used to mount the bin and so on, this helps in using lesser number of rails in the case when bins of height more than 130mm are used.

Maximum No of Bins per Universal Rail					
ART NO	BULL BIN 5	BULL BIN 15	BULL BIN 25	BULL BIN 35	BULL BIN 45
No of Bins	9	7	6	4	4

**Art No : AUR -1**

Dimension : 915mm (W) x 60mm (H)

Colour : Light Grey RAL 7035.



Bull Bins Mounted on Universal Rail AUR 1

**LOUVRE PANEL STAND : FSS/C**

Free standing stands FSS/C are made from M. S. Steel Square Pipes of size 25mm (L) x 25mm (W) x 1.2mm (T) and are duly powder coated in Light Grey RAL 7035 colour. Stands are fitted with ergonomic plastic shoes for proper stability. These stands are used to mount louvre panels - LP 1, LP 2 or LP 3.

Louvres can be mounted on single side or both sides for dual use.

**Art No.: FSS/C**

Dimension : 457mm (W) X 630mm (D) X 1560mm (H)

Colour : Light Grey RAL 7035.



**FSS/C**  
Fitted with Louvre Panel  
LP 3- 2 Nos (1 No on each side).

No of Louvre Panels per stand			
FSSS	LP 1	LP 2	LP 3
SINGLE	2	2	1
DOUBLE	4	4	2



**FSS/C**  
Fitted with Louvre Panel  
LP 2- 4 Nos (2 Nos on each side).



**FSS/C**  
Fitted with Louvre Panel  
LP 6- 2 Nos (1 No on each side).

## ◀ LOUVRE PANEL STAND : FSS/LP6

Free standing stands FSS/LP6 are made from M. S. Steel Square pipes of size 25mm (L) x 25mm (W) x 1.2mm (T) and are duly powder coated in Light Grey RAL 7035 colour. Stands are fitted with ergonomic plastic shoes for proper stability. These stands are used to mount Louvre Panel LP 6 .

Louvres can be mounted on single side or both sides for dual use.

**Art No : FSS/LP6**

Dimension : 457mm (W) X 905mm (D) X 2160mm (H)

Colour : Light Grey RAL 7035.



**SHOP FLOOR TROLLEY - SFT**  
Fitted with mixed Bull Bins on both the sides.

## SHOP FLOOR TROLLEY : SFT ▶

Alkon Shop Floor Trolleys are made from M. S. Steel Rectangular Steel Pipes of size 20mm (L) x 40mm (W) x 1.2mm (T) and duly powder coated in Light Grey RAL 7035 colour. Trolleys can be used single sided or double sided as per requirement. Ideal for component storage and transfer to assembly or production areas. Unit comprises of base unit with aluminium checkered top plate fitted with castors and a frame on which two louvre panels of size LP 2 can be fitted on each side. Trolley has handles on both sides. It is packed in knock down condition.

**Art No.: SFT**

Dimension : 970mm (W) x 600mm (D) x 1100mm (H)

Colour : Light Grey RAL 7035.

Trolley without Louvre Panels and Bins.

(Order 2 Nos of LP 2 for single side use and 4 Nos of LP 2 for double side use separately).

**ALKON TUFF SINGLE SIDED STAND : ATSSS ▶**

These stands are made from M.S. Steel Rectangular Steel Pipes of size 25mm (L) x 50mm (W) x 1.6mm (T). These stands are used to mount three panels of ATSLP 914 (W) X 610 (H) on single side. Dimension : 915mm (W) x 550mm (D) x 1925mm (H) Colour : Light Grey RAL 7035.

Maximum No of Bull Bins mounted on Alkon Tuff Stands & Trolley shown as below :

ART NO.	ALKON TUFF STAND		ALKON TUFF TROLLEY	
	Single Sided	Double Sided	Single Sided	Double Sided
<b>BULL BIN 5</b>	144	288	99	198
<b>BULL BIN 15</b>	112	224	77	154
<b>BULL BIN 25</b>	72	144	48	96
<b>BULL BIN 35</b>	40	80	28	56
<b>BULL BIN 45</b>	32	64	24	48



**ATSSS Stand**  
Fitted with Bull Bin 35 on single side.



**ATDSS Stand**  
Fitted with Bull Bin 25 on both the sides.

**◀ ALKON TUFF DOUBLE SIDED STAND : ATDSS**

These stands are made from M.S. Steel Rectangular Pipes of size 25mm (L)x 50mm (W) x 1.6mm (T) These stands are used to mount three panels of ATSLP 914 X 610 on each side. Dimension : 915mm (W) x 700mm (D) x 1925mm (H) Colour : Light Grey RAL 7035.

**ALKON TUFF TROLLEY : ATTB ▶**

Alkon Tuff Trolleys are made from M.S. Steel Rectangular Pipes of size 25mm (L)x 50mm (W) x 1.6mm (T) duly powder coated in Light Grey RAL 7035 colour. Trolleys save time travelling to item stores in static shelving installations by putting all your small parts storage bins onto the trolley. Trolley can be used single sided or double sided as per requirement. Each trolley comes fitted with ergonomic plastic handles so that the trolley can be comfortably moved. The trolley is fitted with heavy duty swivel castors that offer ease of movement. Two of the castors are braked, which means the trolley can be secured when not in use.

**Art No : ATTB**

Dimension : 995mm (W) x 700mm (D) x 1430mm (H)  
(Considering castor wheel extension width wise inclusive of handle)  
Colour : Light Grey RAL 7035.  
Trolley without louvre panels and bins.  
(Order 2 Nos of ATSLP 914 (W) x 610 (H) for single side use and 4 Nos of ATSLP 914 (W) x 610 (H) for double side use separately).



**ATTB TROLLEY**  
Fitted with mixed Bull Bins on both the sides.

# **VRS COMMERCIALS**

**A UNIT OF VRS GROUP**



## **CONTACT US :**



**[vrscommercials@vrsgroup.in](mailto:vrscommercials@vrsgroup.in)**



**+91 9957212265**



**[www.vrsCommercials.com](http://www.vrsCommercials.com)**