

Supreme[®]

FURNITURE

Truly Stylish

Let the party begin





Download the
'Supreme Furniture' App
Available on

Download on the
Google play



Download on the
App Store

www.supreme.co.in



The blow-moulded furniture manufactured by SUPREME is based on European manufacturing techniques which are time tested. These furniture are manufactured at SUPREME's Kharagpur state-of-the-art plant where every aspect of furniture manufacturing is supervised at the macro level thus making them practically the best. A lot of investment in terms of money, effort, time and technology goes into making these blow-moulding furniture.

These furniture goes through rigorous quality tests like stability test, strength test and horizontal fatigue test. Each furniture goes through cyclic tests of 20000 cycles to certify the strength.





Conference arrangement with **BUFFET** tables



Open-air fine dining with **DISC** tables



Banquet arrangement with **DISC** tables

ALL PRODUCTS KEY FEATURES

- Made from the finest HDPE material of polyolefin groups.
- Tough and light weight.
- Easy to carry due to folding & unfolding features.
- State-of-the-art International quality with modern design.
- Weatherproof and virtually maintenance free.
- Stackable and space-saving when not in use.



SWISS



Available Colours:



DIMENSIONS

| Length | Width | Height | Weight |
|------------------|-----------------|--------------------|----------------------|
| 1220 MM (48") | 762 MM (30") | 743 MM (29.25") | 15.1 KG. (APPROX) |

BUFFET



Available Colours:



DIMENSIONS

| Length | Width | Height | Weight |
|------------------|-----------------|--------------------|----------------------|
| 1550 MM (61") | 762 MM (30") | 743 MM (29.25") | 16.3 KG. (APPROX) |

DOLLAR




Available Colours:



DIMENSIONS

| Length | Width | Height | Weight |
|------------------|-----------------|--------------------|----------------------|
| 1220 MM (48") | 610 MM (24") | 743 MM (29.25") | 14.3 KG. (APPROX) |



BISTRO



Available Colours:



DIMENSIONS

| Dia | Height | Weight |
|-----------------|--------------------|---------------------|
| 812 MM (32") | 743 MM (29.25") | 6.9 KG. (APPROX) |

DISC





Available Colours:


DIMENSIONS

| Dia | Height | Weight |
|------------------|--------------------|----------------------|
| 1067 MM (42") | 743 MM (29.25") | 14.3 KG. (APPROX) |

CAFE



Available Colours:


DIMENSIONS

| Dia | Height | Weight |
|-----------------|------------------|---------------------|
| 812 MM (32") | 1118 MM (44") | 8.7 KG. (APPROX) |

SCHOOL FURNITURE



MOON



Available Colours:



DIMENSIONS

| Length | Width | Height | Weight |
|---------------------|--------------------|-------------------|----------------------|
| 1505 MM (59.25") | 540 MM (21.25") | 500 MM (19.7") | 12.1 KG. (APPROX) |

DRIVE



Available Colours:



DIMENSIONS

| Length | Width | Height | Weight |
|------------------|-----------------|-------------------|---------------------|
| 1220 MM (48") | 610 MM (24") | 500 MM (19.7") | 8.7 KG. (APPROX) |

CONGO

HEIGHT ADJUSTABLE TABLE



DIMENSIONS

| Length | Width | Height | Weight |
|------------------|-----------------|--------------------|---------------------|
| 1220 MM (48") | 610 MM (24") | 743 MM (29.25") | 8.8 KG. (APPROX) |

GLOBE WITH ALEX



Available Colours:



DIMENSIONS

| Dia | Height | Weight |
|-------------------|-------------------|---------------------|
| 760 MM (29.9") | 520 MM (20.4") | 4.7 KG. (APPROX) |

ACADEMY




DIMENSIONS

| Length | Width | Height | Weight |
|------------------|-------------------|-------------------|----------------------|
| 1000 MM (39") | 300 MM (12") | 750 MM (29.5") | 20.5 KG. (APPROX) |
| 1000 MM (39") | 375 MM (14.7") | 705 MM (27.7") | |



KEVIN



DIMENSIONS

| Length | Width | Height | Weight |
|-------------------|-------------------|-------------------|---------------------|
| 765 MM (30.1") | 700 MM (27.5") | 518 MM (20.4") | 8.5 KG. (APPROX) |

CRESCENT WITH STRAWBERRY



Available Colours:



DIMENSIONS

| Length | Width | Height | Weight |
|--------------------|-------------------|-------------------|---------------------|
| 1385 MM (54.5") | 500 MM (19.7") | 520 MM (20.4") | 7.8 KG. (APPROX) |

RING



DIMENSIONS

| Dia | Height | Weight |
|-------------------|-------------------|---------------------|
| 800 MM (31.5") | 500 MM (19.6") | 7.0 KG. (APPROX) |


BAMBINO
CHAIR & TABLE SET



DIMENSIONS

| Length | Width | Height | Weight |
|-------------------|-------------------|-------------------|---------------------|
| 334 MM (13.1") | 300 MM (12") | 527 MM (20.7") | 5.8 KG. (APPROX) |
| 800 MM (31.5") | 500 MM (19.6") | 490 MM (19.2") | |

RESTO




CENTRE FOLDED

DIMENSIONS

| Length | Width | Height | Weight |
|------------------|-----------------|-----------------|----------------------|
| 1980 MM (78") | 913 MM (36") | 460 MM (18") | 17.2 KG. (APPROX) |

CLASS
BENCH



Available Colours:



DIMENSIONS

| Length | Width | Height | Weight |
|------------------|----------------|--------------------|-------------------|
| 1220 MM (48") | 229 MM (9") | 438 MM (17.24") | 6 KG. (APPROX) |

JUNIOR DISC



DIMENSIONS

| Dia | Height | Weight |
|------------------|-----------------|----------------------|
| 1067 MM (42") | 508 MM (20") | 10.7 KG. (APPROX) |


BED



DIMENSIONS

| Length | Width | Height | Weight |
|------------------|-----------------|-----------------|----------------------|
| 1828 MM (72") | 762 MM (30") | 460 MM (18") | 17.2 KG. (APPROX) |

ARENA
3 SEATER



DIMENSIONS

| Length | Width | Height | Weight |
|------------------|-------------------|-------------------|----------------------|
| 1660 MM (65") | 500 MM (19.6") | 725 MM (28.5") | 16.8 KG. (APPROX) |

MATRIX
HEIGHT ADJUSTABLE TABLE



DIMENSIONS

| Length | Width | Height | Weight |
|-----------------|-------------------|--------------------|---------------------|
| 762 MM (30") | 496 MM (19.5") | 743 MM (29.25") | 5.2 KG. (APPROX) |

Available Colours:

PARTY



DIMENSIONS

| Dia | Height | Weight |
|------------------|--------------------|----------------------|
| 1220 MM (48") | 743 MM (29.25") | 12.5 KG. (APPROX) |

Available Colours:

FEAST



DIMENSIONS

| Dia | Height | Weight |
|------------------|--------------------|----------------------|
| 1524 MM (60") | 743 MM (29.25") | 17.5 KG. (APPROX) |

Available Colours:

SCISSOR
HEIGHT ADJUSTABLE TABLE



Available Colours:

DIMENSIONS

| Length | Width | Height | Weight |
|-------------------|-----------------|-----------------|---------------------|
| 645 MM (25.4") | 455 MM (18") | 735 MM (29") | 5.2 KG. (APPROX) |

DINE
HEIGHT ADJUSTABLE TABLE



Available Colours:

DIMENSIONS

| Length | Width | Height | Weight |
|-----------------|-----------------|--------------------|---------------------|
| 762 MM (30") | 762 MM (30") | 743 MM (29.25") | 5.9 KG. (APPROX) |

MIAMI



Available Colours:

DIMENSIONS

| Length | Width | Height | Weight |
|-----------------|-----------------|--------------------|---------------------|
| 915 MM (36") | 915 MM (36") | 743 MM (29.25") | 9.8 KG. (APPROX) |

EDGE



Available Colours:



DIMENSIONS


| Length | Width | Height | Weight |
|------------------|-----------------|--------------------|----------------------|
| 1829 MM (72") | 762 MM (30") | 743 MM (29.25") | 14.2 KG. (APPROX) |

PANDHI



DIMENSIONS

| Length | Width | Height | Weight |
|---------------------|-------------------|--------------------|---------------------|
| 1794 MM (70.55") | 527 MM (20.7") | 743 MM (29.25") | 9.5 KG. (APPROX) |



CANTEEN



DIMENSIONS

| Length | Width | Height | Weight |
|------------------|-----------------|--------------------|----------------------|
| 1220 MM (48") | 230 MM (9") | 450 MM (17.7") | 28.6 KG. (APPROX) |
| 1220 MM (48") | 762 MM (30") | 743 MM (29.25") | |

DAZE

CENTRE FOLDED



Available Colours:



DIMENSIONS

| Length | Width | Height | Weight |
|------------------|-----------------|--------------------|----------------------|
| 2438 MM (96") | 457 MM (18") | 743 MM (29.25") | 15.5 KG. (APPROX) |

SHINE



Available Colours:



DIMENSIONS

| Length | Width | Height | Weight |
|-----------------|-----------------|--------------------|---------------------|
| 762 MM (30") | 762 MM (30") | 743 MM (29.25") | 9.5 KG. (APPROX) |

CHIC



DIMENSIONS

| Length | Width | Height | Weight |
|------------------|----------------|-------------------|---------------------|
| 1220 MM (48") | 230 MM (9") | 450 MM (17.7") | 9.6 KG. (APPROX) |

SHARP

CENTRE FOLDED



Available Colours:



DIMENSIONS

| Length | Width | Height | Weight |
|------------------|-----------------|--------------------|--------------------|
| 1829 MM (72") | 762 MM (30") | 743 MM (29.25") | 16 KG. (APPROX) |

FOR DOMESTIC USED



WEB WITH BUFFET




OMEGA WITH SWISS



OAK WITH DISC



OMEGA WITH DINE



MATRIX



RESTO




SHARP tables for conference arrangement



Mass dining with DAZE & DREAM

Table arrangement options as per requirement



The Supreme Industries Limited

HEAD OFFICE

Mumbai

Solitaire Corporate Park Bldg. no. 11, Ground Floor (1101) & 6th Floor, (1161 / 1162) 167,
Guru Hargovindji Marg Andheri - Ghatkopar Link Road, Chakala, Andheri(E) Mumbai - 400 093
Tel: +91 - 22 - 6771 0000 / 4043 0000 / 6869 0000 Fax: +91 - 22 - 6771 0099 / 4043 0099
E-mail: info@supreme.co.in

REGIONAL OFFICES

Noida

701, Tower B, World Trade Tower Plot- C-01, DND Flyway, Sector-16
(Opposite Sector-16 Metro Station) Noida - 201301 Tel: +91- 120 - 6660000

Chennai

No. 36, 2nd floor, 1st main Road, CIT Nagar, Nandanam, Chennai - 600 035
Tel: +91 - 44 - 43850499 Fax: +91 - 44 - 43850498

Kolkata

BIOWONDER, Unit No. 801, 8th Floor, Block-A, 789, Anandapur, Kolkata-700107
Tel: +91- 33 - 4082 0000 / 4082 0026 E-mail: furniture_wb@supreme.co.in

BRANCH OFFICES

Ahmedabad

S-1, Maharshi Complex, 2nd Floor, Near Sardar Patel Company, Usmanpura
Ahmedabad - 380 014 Tel: +91 - 79 - 2749 1361 / 2748 3440 / 2743 4064
Fax: +91 - 79 - 2741 00433

Bangalore

No. 24, Pamadi Towers, 2nd Floor, 19, 1st Main Road, Gandhi Nagar, Bangalore - 560 009
Tel: +91 - 80 - 2667 4039 / 4114 5077 Fax: +91 - 80 - 2667 4039
E-mail: bangalore@supreme.co.in

Bhubaneswar

M J Complex, 88, Budheswari Colony, 3rd Floor, Cuttack Road, Bhubaneswar - 751 006
Tel: 0674 7192001 E-mail: furniture_bhubneswar@supreme.co.in

Cochin

40 / 1653, The Esplanade, 4th floor, Convent Junction, Ernakulam - 682011
Tel: 0484 4026603 / 2385346 Fax: 0484 2385345 E-mail: furniture_kochi@supreme.co.in

Guwahati

Office No. 4C, 4th Floor, Royal Silver Tower, Lachitnagar, Near Pantaloon, Guwahati - 781 007
Mobile: 7596067365 / 7596067366 / 7596067364 / 7596067367
E-mail: calcutta_furniture@supreme.co.in

Hyderabad

5/900/1, 2nd Floor, Aparajita Arcade (Opp. Pantaloon Store), Himayat Nagar
Hyderabad - 500 029 Tel: +91 - 40 - 2326 2884 E-mail: furniture_supremehyd@rediffmail.com

Jaipur

1st Floor, Center Point Building (opp. RJ 14 Restaurant) 7/27, Bhargu Nagar, DCM - Ajmer Road,
Jaipur - 302006 Tel: +91 - 141 - 4917984 Mobile: 8130581930 / 9205342049
E-mail: naveen_jain@supreme.co.in

Kanpur

311, Annexe Building, City Centre, The Mall, Kanpur - 208001 Tel: +91 5122332276, 23322 79/80

Patna

PATNA ONE MALL, Dak Bungalow Crossing (Near Maurayalok Complex), 7th Floor, Room No. 701 & 709
Patna, Bihar - 800001 Mobile: 9674072200 E-mail: furniture_patna@supreme.co.in

Raipur

Raheja Tower, Office No. S-06 & S-07, 2nd Floor, Jail Road, Raipur - 492001, Chhattisgarh
Mobile: 9073941262 E-mail: furniture_raipur@supreme.co.in

Ranchi (Depot)

Ground Floor, Plot No 568, Golden Camp Warehouse, Kokar, Ranchi, Jharkhand - 834001
Mobile: 9334861027 / 7004966360 E-mail: furniture_ranchi@supreme.co.in



Dealer/Retailer: