

# Supreme<sup>®</sup>

FURNITURE

*Truly Stylish*





## THE GENESIS

An acknowledged of the Indian plastic Industry, **THE SUPREME INDUSTRIES LTD.** is a **TUV** certified **ISO 9001:2000** Company process nearly 4,00,000 tonnes of polymers every year, volumes that make it one of the largest polymer convertors in the Country.

**THE SUPREME INDUSTRIES** Turnover crossed ₹6,300 Crores in 2020-2021.

Incorporated in the Year 1942, **THE SUPREME INDUSTRIES LTD.** is at the leading edge of the plastic processing Industry today.

This great success story spans almost **Eight decades of dedication**, commitment and hard work, and is inspired by our strong belief in **“Striving For Matchless Efforts”**. As we grew, we have always tried to deliver quality Products and Services. We have never compromised on quality. Our endeavour has been to innovate and ensure continuous improvements in our deliverables so that expectations of our customers are always met, gaining their unflinching support & trust on the way.

At **SUPREME**, we know our duties which are vested on us as one of the leaders in the industry. After all, it is the leader who heralds the new era by its never ending search for excellence. As a leader we know the true value of research & development in our lives, because to stop innovating means the end of the road. Search for new ideas, new products, new ways to satisfy even your smallest needs should never stop....and we can assure you that at **SUPREME** it never will.



## PREMIUM

The range offers chairs and tables that provide superior finish to any interior. Ergonomically designed, they ensure Supreme comfort and great style. Be it a conference in the office, a family affair or a do at a restaurant, Supreme Premium Moulded Furniture make them stand out.



Ornate



Key Features  
Height - 815 mm  
Width - 560 mm  
Depth - 560 mm



Regal Dlx



Key Features  
Height - 895 mm  
Width - 560 mm  
Depth - 580 mm

Texas Dlx



Key Features  
Height - 840 mm  
Width - 585 mm  
Depth - 530 mm

Pearl Super



Key Features  
Height - 875 mm  
Width - 430 mm  
Depth - 480 mm

Pearl



Key Features  
Height - 875 mm  
Width - 430 mm  
Depth - 480 mm



diva

Key Features  
Height - 846 mm  
Width - 375 mm  
Depth - 505 mm



Key Features  
Height - 860 mm  
Width - 490 mm  
Depth - 470 mm

Ocean



Web

Key Features  
Height - 802 mm  
Width - 385 mm  
Depth - 478 mm

Kiara



Dallas



Cruz

Key Features  
Height - 855 mm  
Width - 440 mm  
Depth - 560 mm



Key Features  
Height - 830 mm  
Width - 495 mm  
Depth - 525 mm



Key Features  
Height - 810 mm  
Width - 590 mm  
Depth - 525 mm

Deck



Key Features  
Height - 855 mm  
Width - 440 mm  
Depth - 560 mm

Coast



Key Features  
Height - 855 mm  
Width - 440 mm  
Depth - 560 mm

Bell



Key Features  
Height - 880 mm  
Width - 490 mm  
Depth - 535 mm

Lumina



Key Features  
Height - 880 mm  
Width - 490 mm  
Depth - 545 mm

Cambridge



Key Features  
Height - 820 mm  
Width - 620 mm  
Depth - 575 mm

Loveseat Sofa



Key Features  
Height - 810 mm  
Width - 1300 mm  
Depth - 545 mm

Pub



Key Features  
Height - 987 mm  
Width - 445 mm  
Depth - 540 mm

Fiona



Key Features  
Height - 835 mm  
Width - 421 mm  
Depth - 585 mm

Antik



Poise



Oak



Key Features  
Height - 850 mm  
Width - 425 mm  
Depth - 538 mm



Key Features  
Height - 914 mm  
Width - 395 mm  
Depth - 463 mm



Key Features  
Height - 905 mm  
Width - 395 mm  
Depth - 475 mm

Texas



Key Features  
Height - 840 mm  
Width - 570 mm  
Depth - 530 mm

Pine



Key Features  
Height - 850 mm  
Width - 425 mm  
Depth - 538 mm

Pearl Cane



Key Features  
Height - 885 mm  
Width - 395 mm  
Depth - 485 mm

Bravo



Key Features  
Height - 885 mm  
Width - 395 mm  
Depth - 485 mm

Net



Key Features  
Height - 885 mm  
Width - 560 mm  
Depth - 600 mm

Turbo



Key Features  
Height - 876 mm  
Width - 558 mm  
Depth - 627 mm

### Greek



**Key Features**  
Height - 855 mm  
Width - 404 mm  
Depth - 545 mm

### Bliss



**Key Features**  
Height - 855 mm  
Width - 404 mm  
Depth - 545 mm

### Kingdom



**Key Features**  
Height - 875 mm  
Width - 580 mm  
Depth - 630 mm

### Wisdom



**Key Features**  
Height - 875 mm  
Width - 580 mm  
Depth - 630 mm

### Troy



**Key Features**  
Height - 855 mm  
Width - 404 mm  
Depth - 545 mm

### Austin



**Key Features**  
Height - 855 mm  
Width - 404 mm  
Depth - 545 mm

### Relax



**Key Features**  
Height - 900 mm  
Width - 760 mm  
Depth - 865 mm

### Vegas



**Key Features**  
Height - 470 mm  
Width - 600 mm  
Depth - 900 mm

### Hexa



**Key Features**  
Height - 885 mm  
Width - 560 mm  
Depth - 600 mm

### Colours



**Key Features**  
Height - 885 mm  
Width - 560 mm  
Depth - 600 mm

### Tuffy



**Key Features**  
Height - 440 mm  
Width - 380 mm  
Depth - 380 mm

### Summit



**Key Features**  
Height - 745 mm  
Width - 800 mm  
Depth - 800 mm

Omega



Key Features  
H - 820 mm  
W - 565 mm  
D - 565 mm

Spectrum



Key Features  
H - 795 mm  
W - 580 mm  
D - 562 mm

Zyleg



Key Features  
H - 810 mm  
W - 462 mm  
D - 575 mm

Iris



Key Features  
H - 905 mm  
W - 395 mm  
D - 475 mm

Eiffel



Key Features  
H - 914 mm  
W - 395 mm  
D - 463 mm

Olympia



Key Features  
H - 905 mm  
W - 590 mm  
D - 610 mm

Krish Classic



Key Features  
H - 900 mm  
W - 395 mm  
D - 465 mm

Tulip



Key Features  
H - 810 mm  
W - 575 mm  
D - 580 mm

Kent



Key Features  
H - 810 mm  
W - 605 mm  
D - 595 mm

Elements



Key Features  
H - 885 mm  
W - 560 mm  
D - 600 mm

Boom



Key Features  
H - 876 mm  
W - 558 mm  
D - 627 mm

Maple



Key Features  
H - 876 mm  
W - 558 mm  
D - 627 mm



# REGULAR

Outdoor or indoor Supreme has a chair that fits your bill. Easily stackable, these rugged yet sophisticated offerings are ideal for homes, offices, restaurants as well as large outdoor gatherings.



Majesty



Force



Nexon



Regal



Stone



Dream



Image



Lord



Don



Barfi



Eagle



Hercule



Hybrid



Topaz



Lilac



Hector



Stripes



Amity



Hero



Eureka



Jade



Shell with Tablet



Futura



Donald



Giraffe



Duck



James



Spike



Sumo



Mini



Hunk



Micki



Strawberry



Butterfly



Tweeti



Micro



Bath



Chest



Chef



Alex



Jolly



Hippo



Cozy



Space



Spoga



Crusar



Luna SR 4



Storm



Stepper



Slice



Campus



Bubble



Viva



Linea and Toyo Set



Key Features  
Height - 450 mm  
Width - 468 mm  
Length - 725 mm

Zeta



**Key Features**  
Height - 495 mm  
Width - 500 mm  
Length - 600 mm

Study



**Key Features**  
Height - 725 mm  
Width - 510 mm  
Length - 815 mm

Dinner



**Key Features**  
Height - 700 mm  
Width - 760 mm  
Length - 760 mm

Denver



**Key Features**  
Height - 450 mm  
Width - 570 mm  
Length - 840 mm

Hydra



**Key Features**  
Height - 520 mm  
Dia - 660 mm

Arjun



**Key Features**  
Height - 715 mm  
Width - 742 mm  
Length - 1142 mm

Gama



**Key Features**  
Height - 490 mm  
Width - 380 mm  
Length - 655 mm

Jazz



**Key Features**  
Height - 450 mm  
Width - 450 mm  
Length - 450 mm

Alfa



**Key Features**  
Height - 485 mm  
Width - 420 mm  
Length - 795 mm

## Corsa



### Key Features

Height - 725 mm  
Width - 890 mm  
Length - 1445 mm

## Marina



### Key Features

Height - 705 mm  
Dia - 950 mm

## Bison



### Key Features

Height - 720 mm  
Width - 900 mm  
Length - 1600 mm

## Melody



### Key Features

Height - 705 mm  
Width - 742 mm  
Length - 1145 mm

Olive



Key Features

Height - 730 mm  
 Width - 790 mm  
 Length - 790 mm

Cherry



Key Features

Height - 720 mm  
 Dia - 1010 mm




# STORAGE SOLUTION

Supreme Furniture now presents all new range of Durable, Stylish & Colourful Almirahs. They are also low on maintenance & are termite proof




Aspen 2



Key Features  
Height - 1420 mm  
Width - 675 mm  
Depth - 400 mm

Aspen 2  
Kitchen Cabinet



Key Features  
Height - 1420 mm  
Width - 675 mm  
Depth - 400 mm

Harmony



Key Features  
Height - 1880 mm  
Width - 850 mm  
Depth - 540 mm

Symphony



Key Features  
Height - 1880 mm  
Width - 850 mm  
Depth - 540 mm

Aspen SR 2



Key Features  
Height - 1420 mm  
Width - 675 mm  
Depth - 400 mm

Aspen SR1



Key Features  
Height - 740 mm  
Width - 675 mm  
Depth - 400 mm

Creative 2



Key Features  
Height - 1230 mm  
Width - 590 mm  
Depth - 375 mm

Rhythm



Key Features  
Height - 1000 mm  
Width - 850 mm  
Depth - 540 mm

Aspen 1



Key Features  
Height - 740 mm  
Width - 675 mm  
Depth - 400 mm

Octave



Key Features  
Height - 1000 mm  
Width - 850 mm  
Depth - 540 mm

Fusion 2 HG



**Key Features**  
Height - 1230 mm  
Width - 590 mm  
Depth - 375 mm

Fusion 2



**Key Features**  
Height - 1235 mm  
Width - 590 mm  
Depth - 350 mm

Fusion 1



**Key Features**  
Height - 645 mm  
Width - 590 mm  
Depth - 350 mm

Fusion 3



**Key Features**  
Height - 1825 mm  
Width - 590 mm  
Depth - 350 mm

Fusion SR 2



**Key Features**  
Height - 1230 mm  
Width - 590 mm  
Depth - 375 mm

Fusion 2 MDR1



**Key Features**  
Height - 1440 mm  
Width - 590 mm  
Depth - 370 mm



**Key Features**  
Height - 1235 mm  
Width - 590 mm  
Depth - 350 mm

Fusion SR 1



**Key Features**  
Height - 645 mm  
Width - 590 mm  
Depth - 350 mm

Fusion Kidz Senior



Key Features  
Height - 1235 mm  
Width - 590 mm  
Depth - 350 mm

Fusion 2 BDR 1



Key Features  
Height - 1460 mm  
Width - 590 mm  
Depth - 370 mm

Fusion Doll Maxi



Key Features  
Height - 1230 mm  
Width - 590 mm  
Depth - 375 mm

Fusion DR3



Key Features  
Height - 750 mm  
Width - 590 mm  
Depth - 370 mm

Fusion 3 HM 2



Key Features  
Height - 1825 mm  
Width - 590 mm  
Depth - 350 mm

Fusion Doll Mini



Key Features  
Height - 645 mm  
Width - 590 mm  
Depth - 375 mm

Fusion 1 FG



Key Features  
Height - 645 mm  
Width - 590 mm  
Depth - 375 mm

Fusion 1 BDR 2



Key Features  
Height - 1100 mm  
Width - 590 mm  
Depth - 370 mm

Fusion 1 TDR 1



Key Features  
Height - 870 mm  
Width - 590 mm  
Depth - 375 mm

Fusion Kidz Junior

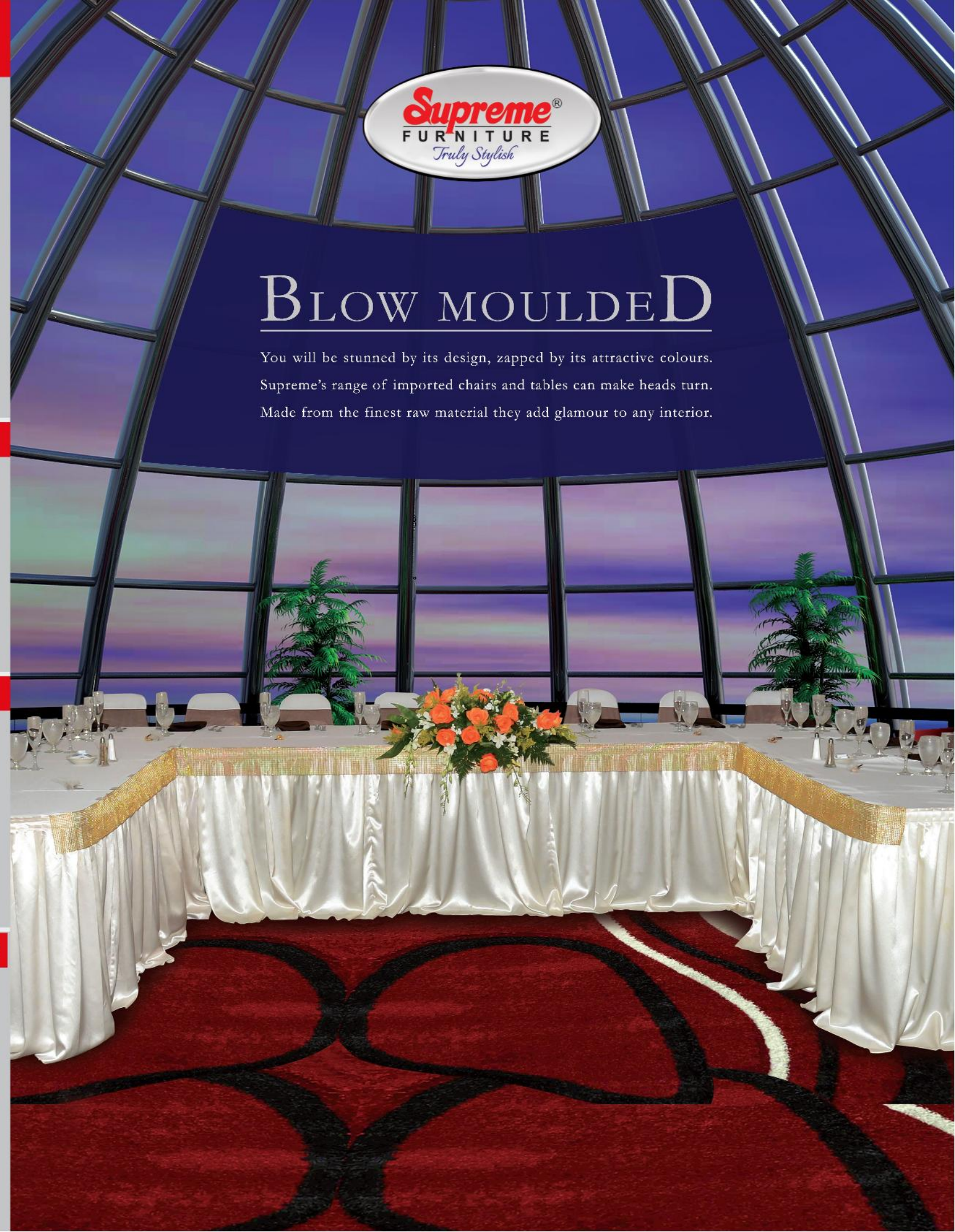


Key Features  
Height - 645 mm  
Width - 590 mm  
Depth - 350 mm



# BLOW MOULDED

You will be stunned by its design, zapped by its attractive colours. Supreme's range of imported chairs and tables can make heads turn. Made from the finest raw material they add glamour to any interior.



Buffet



Key Features  
Length - 1530 mm  
Width - 762 mm  
Height - 743 mm

Swiss



Key Features  
Length - 1220 mm  
Width - 762 mm  
Height - 743 mm

Disc



Key Features  
Dia - 1056 mm  
Height - 743 mm

Dollar



Key Features  
Length - 1220 mm  
Width - 610 mm  
Height - 743 mm

**Bistro**




**Key Features**  
Dia - 807 mm  
Height - 740 mm



**Key Features**  
Dia - 807 mm  
Height - 1118 mm



**Cafe**



**Key Features**  
Length - 1980 mm  
Width - 910 mm  
Height - 455 mm

**Resto**

**Crescent with Strawberry**



**Key Features**  
Length - 1385 mm  
Width - 500 mm  
Height - 520 mm

**Bambino**

Chair & Table Set



**Key Features**  
Length - 380 mm    Length - 800 mm  
Width - 380 mm    Width - 500 mm  
Height - 530 mm    Height - 490 mm

**Matrix**

Height Adjustable Table



**Key Features**  
Length - 762 mm  
Width - 496 mm  
Height - 743 mm

**Scissor**

Height Adjustable Table



**Key Features**  
Length - 645 mm  
Width - 455 mm  
Height - 743 mm

**Academy**



**Key Features**  
Length - 1000 mm    Length - 1000 mm  
Width - 375 mm    Width - 375 mm  
Height - 915 mm    Height - 750 mm

**Globe with Alex**



**Key Features**  
Dia - 760 mm  
Height - 520 mm



**Arena**  
3 Seater

**Key Features**  
Length - 1660 mm  
Width - 500 mm  
Height - 725 mm



**Sharp**

**Key Features**  
Length - 1829 mm  
Width - 762 mm  
Height - 743 mm



**Edge**

**Key Features**  
Length - 1829 mm  
Width - 762 mm  
Height - 743 mm



**Kevin**

**Key Features**  
Length - 695 mm  
Width - 760 mm  
Height - 520 mm  
Seat Height - 320 mm



**Daze**

**Key Features**  
Length - 2438 mm  
Width - 457 mm  
Height - 743 mm



**Smart**

**Key Features**  
Length - 640 mm  
Width - 450 mm  
Height - 508 mm



**Moon**

**Key Features**  
Length - 1505 mm  
Width - 510 mm  
Height - 500 mm



**Party**

**Key Features**  
Dia - 1220 mm  
Height - 743 mm



**Pandhi**

**Key Features**  
Length - 1794 mm  
Width - 527 mm  
Height - 743 mm



**Congo**

**Key Features**  
Length - 1220 mm  
Width - 610 mm  
Height - 743 mm



**Drive**

**Key Features**  
Length - 1220 mm  
Width - 610 mm  
Height - 500 mm



**Dine**

**Key Features**  
Length - 762 mm  
Width - 762 mm  
Height - 743 mm



**Feast**

**Key Features**  
Dia - 1524 mm  
Height - 743 mm



**Chic**

**Key Features**  
Length - 1220 mm  
Width - 230 mm  
Height - 450 mm



**Ring**

**Key Features**  
Dia - 800 mm  
Height - 500 mm



**Shine**

**Key Features**  
Length - 762 mm  
Width - 762 mm  
Height - 743 mm



**Miami**

**Key Features**  
Length - 915 mm  
Width - 915 mm  
Height - 743 mm



**Class**

**Key Features**  
Length - 1220 mm  
Width - 230 mm  
Height - 438 mm



**Canteen**

**Key Features**  
Length - 1220 mm  
Width - 230 mm  
Height - 450 mm  
Length - 1220 mm  
Width - 762 mm  
Height - 743 mm

# The Supreme Industries Limited

## HEAD OFFICE

### Mumbai

Solitaire Corporate Park Bldg. no. 11, Ground Floor (1101) & 6th Floor, (1161 / 1162) 167,  
Guru Hargovindji Marg Andheri - Ghatkopar Link Road, Chakala, Andheri(E) Mumbai - 400 093  
Tel: +91 - 22 - 6771 0000 / 4043 0000 / 6869 0000 Fax: +91 - 22 - 6771 0099 / 4043 0099  
E-mail: info@supreme.co.in

## REGIONAL OFFICES

### Noida

701, Tower B, World Trade Tower Plot- C-01, DND Flyway, Sector-16  
(Opposite Sector-16 Metro Station) Noida - 201301 Tel: +91- 120 - 6660000

### Chennai

No. 36, 2nd floor, 1st main Road, CIT Nagar, Nandanam, Chennai - 600 035  
Tel: +91 - 44 - 43850499 Fax: +91 - 44 - 43850498

### Kolkata

BLOWONDER, Unit No. 801, 8th Floor, Block- A, 789, Anandapur, Kolkata-700107  
Tel: +91- 33 - 4082 0000 / 4082 0026 E-mail: furniture\_wb@supreme.co.in

## BRANCH OFFICES

### Ahmedabad

S-1, Maharshi Complex, 2nd Floor, Near Sardar Patel Company, Usmanpura  
Ahmedabad - 380 014 Tel: +91 - 79 - 2749 1361 / 2748 3440 / 2743 4064  
Fax: +91 - 79 - 2741 00433

### Bangalore

No. 24, Pamadi Towers, 2nd Floor, 19, 1st Main Road, Gandhi Nagar, Bangalore - 560 009  
Tel: +91 - 80 - 2667 4039 / 4114 5077 Fax: +91 - 80 - 2667 4039  
E-mail: bangalore@supreme.co.in

### Bhubaneswar

M J Complex, 88, Budheswari Colony, 3rd Floor, Cuttack Road, Bhubaneswar - 751 006  
Tel: 0674 7192001 E-mail: furniture\_bhubneswar@supreme.co.in

### Cochin

40 / 1653, The Esplanade, 4th floor, Convent Junction, Ernakulam - 682011  
Tel: 0484 4026603 / 2385346 Fax: 0484 2385345 E-mail: furniture\_kochi@supreme.co.in

### Guwahati

Office No. 4C, 4th Floor, Royal Silver Tower, Lachitnagar, Near Pantaloons, Guwahati - 781 007  
Mobile: 7596067365 / 7596067366 / 7596067364 / 7596067367  
E-mail: calcutta\_furniture@supreme.co.in

### Hyderabad

5/900/1, 2nd Floor, Aparajita Arcade (Opp. Pantaloons Store), Himayat Nagar  
Hyderabad - 500 029 Tel: +91 - 40 - 2326 2884 E-mail: furniture\_supremehyd@rediffmail.com

### Jaipur

1st Floor, Center Point Building (opp. RJ 14 Restaurant) 7/27, Bhargu Nagar, DCM - Ajmer Road,  
Jaipur - 302006 Tel: +91 - 141 - 4917984 Mobile: 8130581930 / 9205342049  
E-mail: naveen\_jain@supreme.co.in

### Kanpur

311, Annexe Building, City Centre, The Mall, Kanpur - 208001 Tel: +91 5122332276, 23322 79/80

### Patna

PATNA ONE MALL, Dak Bunglow Crossing (Near Maurayalok Complex), 7th Floor, Room No. 701 & 709  
Patna, Bihar - 800001 Mobile: 9674072200 E-mail: furniture\_patna@supreme.co.in

### Raipur

Raheja Tower, Office No. S-06 & S-07, 2nd Floor, Jail Road, Raipur - 492001, Chhattisgarh  
Mobile: 9073941262 E-mail: furniture\_raipur@supreme.co.in

### Ranchi (Depot)

Ground Floor, Plot No 568, Golden Camp Warehouse, Kokar, Ranchi, Jharkhand - 834001  
Mobile: 9334861027 / 7004966360 E-mail: furniture\_ranchi@supreme.co.in

Dealer/Retailer: